



# Shapes

**A sample lesson plan for CLIL LOTE transitions - To be used in the language classroom and/or in other subjects**

**Subject:** Math Topic: Shapes

**Level:** Kindergarten - Pre A1 (5 year old students)

**Duration:** 1 hour

## Short description:

This lesson takes place in an immersion kindergarten classroom at Odyssey Charter School (OCS) in Wilmington, Delaware. In this classroom, students are learning Greek as a foreign language, even though, for most of them, English is their native language. Math is one of their main subjects and is taught daily, entirely in Greek. This particular lesson plan focuses on the topic of shapes

In the beginning of the lesson, the students are invited to contribute with names of shapes in the languages they know (e.g. English, Greek, students' home languages).

## Main learning objectives for language learning:






- Use target language to describe shapes
- Demonstrate understanding by following directions.
- Language for learning: triangle, square, rectangular and circle, angles, sides, numbers 2-6, solid and flat shapes

## Main learning objectives for content learning:

- Identify the shapes and talk about their different characteristics.

## Main learning objectives for plurilingual education:

- to contribute with names of shapes in the languages they know (e.g. English, Greek, students' home languages).

Learning objectives for language learning, for content learning, and for plurilingual education	Icons	Activities	Tools/resources
<p><b>Language Objectives:</b></p> <ul style="list-style-type: none"> <li>- Name and identify the shapes in target language</li> <li>- Use academic vocabulary, such as angles and sides, as well as numbers to describe the shapes by talking about their characteristics</li> </ul> <p><b>Content:</b></p> <ul style="list-style-type: none"> <li>- Observing and depicting shapes in the classroom</li> <li>- Watching video and singing songs</li> <li>- Playing sensory games</li> <li>- Completing worksheet</li> </ul> <p><b>Culture:</b></p> <ul style="list-style-type: none"> <li>- Teacher shows students pictures of world monuments that have a specific shape, e.g. the Egyptian pyramids, the Louvre Pyramid in France, etc.</li> </ul>	    	<p><b>Activity 1</b></p> <p>Teacher presents a PPT slide presentation with pictures of different shapes.</p> <p>She asks the students if they know how these shapes are called in the languages they know (e.g. English, students' home languages). She introduces the relevant vocabulary in Greek and asks the students to repeat the names of the shapes in Greek.</p> <p>Teacher asks students to find objects in the classroom which have the specific shape (e.g rectangular table) and shows students pictures of world monuments that have a specific shape.</p> <p><b>Activity 2</b></p> <p>Teacher asks students to watch a video called “Shapes” and sing along with a song related to shapes. While they are singing, the teacher encourages students to use their hands to form the shapes they hear from the song.</p> <p><b>Activity 3</b></p>	<p><b>-Projector</b></p> <p><b>- Whiteboard</b></p> <p><b>- Worksheets</b></p> <p><b>- Videos</b></p> <p><b>- Playdough</b></p> <p>See e.g.:</p> <p><a href="https://www.youtube.com/watch?v=AnoNb2OMQ6s">https://www.youtube.com/watch?v=AnoNb2OMQ6s</a></p> <p><a href="https://www.youtube.com/watch?v=WTeqUejf3D0">https://www.youtube.com/watch?v=WTeqUejf3D0</a></p> <p>See:</p> <p><a href="#">Worksheets Shapes PreA1</a></p>

		<p>Teacher asks two students to trace any shape they want on their classmate's back. The other students has to identify the shape and name it in target language.</p> <p><b>Activity 4</b></p> <p>The teacher asks students to do a few worksheets about shapes. When students complete their work, they present it to their teacher by using sentences such as “this is a yellow triangle“ in the target language.</p> <p><b>Activity 5</b></p> <p>Students use playdough to make any shape they like.</p>	
--	--	---	--

**Final products that, e.g., could be added to the students' portfolio (dossier):**

The students' worksheets.

**Author:**

Maria Paraponiari, Odyssey Charter School, Delaware, US and Aristotle University of Thessaloniki, maria.paraponiari@odyssey.k12.de.us